



Winterwarm HR-series

The condensing unit air heater which combines efficient heating with energy savings and a high degree of comfort.



Winterwarm
heating solutions 

Characteristics Winterwarm HR:

- High efficiency
- Energysaving (up to 25% compared to conventional heaters)
- Stainless steel heat exchanger as standard
- Modulating burner
- Vertical gradient control
- Variable air distribution

For many years now, suspended unit air heaters have been employed worldwide to heat industrial buildings. Research from the 'Gasunie' (NL) regarding various industrial heating systems has confirmed that direct heated gas-fired air heating is one of the most efficient heating methods.

In general

The Winterwarm HR series (high system efficiency) combines efficiency, energy savings and total comfort control through several unique characteristics. Compared to the successful XR-range from Winterwarm, energy savings up to 15% can be realised, while compared to standard unit air heaters savings up to 25% are possible. The compact measurements and the attractive design make the HR heaters suitable for installation in different environments such as showrooms, retail stores, sports centers but also in the traditional industrial environments.

Technical features

The HR heater is a condensing unit air heater with axial fan. The efficiency of the heaters is approximately 106%. The premix burner allows the heater to modulate back to 30% of its maximum capacity. Consequently, the heater can very precisely adjust its heat output to the demand received through the room thermostat. Additional efficiency is realised by the vertical gradient control which continuously measures the temperature gradient by means of a sensor in the heater and one in the room thermostat. Should the temperature gradient increase above the set value, the unit will switch on the fan and bring down the warm air which has accumulated underneath the ceiling. Consequently, the burner will start operating later.

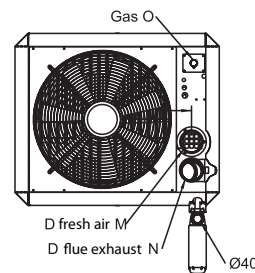
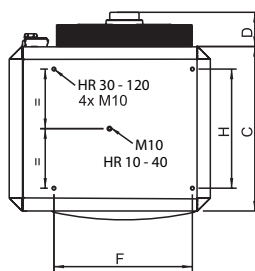
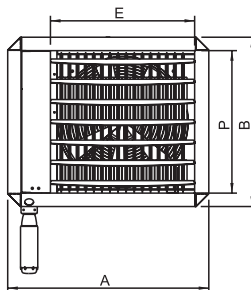
The heat exchanger of the HR is manufactured from high grade stainless steel and has an extended warranty. There are 9 capacities available ranging from 10 kW to 120 kW.

Condensation discharge

The high efficiency requires a condensation discharge system which is located at the bottom of the heater, complete with an integrated siphon. Any further required drain pipes are not supplied. This means that an extra siphon or gooseneck is required to be fitted before the sewage.

Suspension

For suspension of the HR heaters there are several possibilities available, depending on the type. The HR 10-20 are provided with 2 centered M10 suspension points on top and bottom of the heater. The HR 60-120 are provided with 4x M10 in the corners, and the HR30-40 have both suspension possibilities.



Measurements

	A	B	C	D	E	F	H	M	N	O	P
HR10	680	495	490	125	420	n/a	n/a	ø80	ø80	1/2"	420
HR20	680	495	490	125	420	n/a	n/a	ø80	ø80	1/2"	420
HR30	795	670	650	125	575	545	470	ø80	ø80	3/4"	565
HR40	795	670	650	125	575	545	470	ø80	ø80	3/4"	565
HR50	1065	670	650	125	885	815	470	ø80	ø80	3/4"	565
HR60	1065	670	650	125	885	815	470	ø80	ø80	3/4"	565
HR80	1115	1195	812	75	840	815	600	ø130	ø130	1"	1090
HR100	1115	1195	812	75	840	815	600	ø130	ø130	1"	1090
HR120	1115	1195	812	75	840	815	600	ø130	ø130	1"	1090

The Winterwarm HR10-60 condensing heaters are unique in that they can be suspended at an angle (max. 45°), in which case the condensation discharge should be placed at the front of the heater.

Flue terminal

The installation of the combustion air supply and the combustion gas discharge must meet the general regulations for high efficiency flue terminals. As the HR is provided with a flue booster one can apply either a horizontal (wall) or a vertical (roof) flue terminal. The length of the flue should not exceed 9 m taking into account that each 45° elbow counts as 1 m length and each 90° elbow counts as 1.5 m length. The dimensions of the flue are either 80mm (HR 10-60) or 100mm (HR 80-120).

Controls

There are 3 control options for the HR-series: The MultiTherm Standard and the MultiTherm Comfort thermostat, both intelligent thermostats which get the best from the HR heater. Thanks to a number of functions which are simple to operate, a maximum comfort level can be achieved. By means of an interface board (0-10V input), HR heaters can also be connected to a building management system (BMS).



MultiTherm S



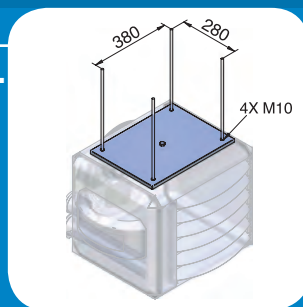
MultiTherm C

Features:

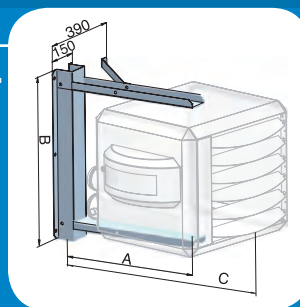
	MultiTherm S	MultiTherm C
7 day program		x
10 programmable time blocks		x
Manual override		x
Summer/winter time		x
Modulates the heater according to the room temperature	x	x
Summer ventilation	x	x
Compensation wall influence	x	x
Keyboard locking		x
Frost protection	x	x
Failure diagnosis and reset per unit air heater	x	x
Low voltage current	x	x
Controls 1-8 heaters HR10-60 or 1-4 heaters HR80-120	x	x
IP20	x	x




HR 10 + HR 20



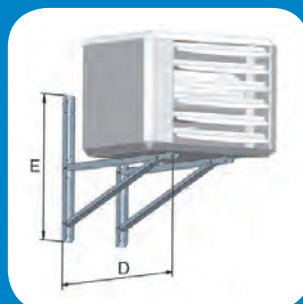
HR 10 + HR 20



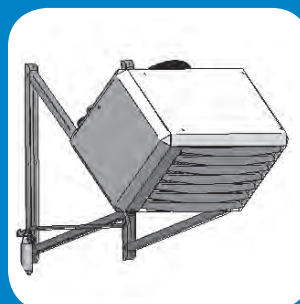
HR 10 - 40



HR 30 - 120



HR 30 - 120



HR 30 - 60

	A	B	C	D	E
HR 10-20	550	640	800		
HR 30-40	665	815	990	1200	1200
HR 50-120				1200	1200

Technical data

Type	Unit	HR 10	HR 20	HR 30	HR 40	HR 50	HR 60	HR80	HR100	HR120
Maximum nominal heat input (H.I.)	kW	12.5	20.0	30.0	40.0	50.0	60.0	80.0	100.0	120.0
Minimum nominal heat input (H.I.)	kW	4.0	6.0	9.0	12.0	15.0	18.0	24.0	30.0	36.0
Efficiency max. power	%	96.0	96.0	96.5	97.0	96.5	96.6	97.0	96.8	96.5
Efficiency 30% power	%	106	106	106	106	106	106	105	105	105
Maximum heat output	kW	12.0	19.2	29.0	38.8	48.3	58.0	77.6	96.8	115.8
Minimum heat output	kW	4.2	6.4	9.5	12.8	15.9	19.1	25.2	31.5	37.8
Max air output (warm)	m3/h	2000	2600	3000	4500	5000	6000	8500	10000	12000
Throw horizontal (max)	m	15	20	23	26	28	30	30	30	33
Electrical Voltage (50 Hz)	V	230	230	230	230	230	230	230	230	230
Electrical power	W	250	250	275	450	450	600	900	1000	1050
Electrical current	A	1.1	1.1	1.2	2.0	2.0	2.6	3.9	4.4	4.7
Sound level (@ 4 meter)	dBA	45	45	45	47	47	49	50	51	52
Weight	kg	45	50	75	85	105	110	180	195	205
Max gas consumption (G20)	m3/h	1.3	2.1	3.2	4.2	5.3	6.3	8.4	10.6	12.6
Max gas consumption (G31)	kg/h	1.0	1.6	2.4	3.2	4.0	4.8	6.4	8.0	9.6
Gas connection	G"	1/2	1/2	3/4	3/4	3/4	3/4	1	1	1
Minimum suspension height horizontal throw	m	1.7	1.7	1.7	1.7	1.7	1.7	1.7	1.7	1.7
Max. length flue horizontal*	m	9	9	9	9	9	9	9	9	9
Max. length flue vertical*	m	9	9	9	9	9	9	9	6	6

**) for each 90° elbow, 1.5m. less; for each 45° elbow, 1 m. less. Condensation exhaust necessary when flue > 4m*

Winterwarm: leading

Winterwarm has been engaged in the development, production and sales of industrial heating in Europe since 1936.

The company not only specialises in indirect fired unit air heaters, but also sells radiant tubes, rooftops, water heaters, destratification fans and direct fired heaters for the agricultural and horticultural industry.



Winterwarm 
heating solutions

Winterwarm Heating Solutions BV

Industrieweg 8 Winterswijk The Netherlands
P.O.Box 36 NL-7100 AA Winterswijk The Netherlands
Tel. +31 (0)543 54 63 00 Fax +31 (0)543 54 63 10
www.winterwarm.com info@winterwarm.nl

Winterwarm UK Ltd.

Unit H3, Taylor Business Park, Warrington Road,
Risley, Warrington, Cheshire WA3 6BL
Tel. +44 (0)192 57 65 799 Fax +44 (0)192 57 62 996
www.winterwarmuk.com enquiries@winterwarmuk.com

Famous Winterwarm quality

- Almost 80 years of experience
- ISO 9001-2000 certified
- Quick delivery
- Reliable